



Transform Lives Through Jesus Christ

# New Creation Christian Fellowship (NCCF)







## Diaconate Strategic Dashboards

Updated: 20140301

## LEGEND: Defined Status of Dashboards & Action Items (AI)

Data illustrated on dashboards are derived from monthly reports, auxiliary sign in rosters, or team assignment rosters.

	Status depicted <b>BLACK</b> are task action items 100% compliant. AI identified for critical sustainment, required, and standard operating procedures.
	Status depicted <b>GREEN</b> are task action items 80 - 99% compliant based upon target. AI on schedule without a threat to expected completion dates (ECD).
	Status depicted <b>AMBER</b> are task action items within 60 - 79% compliant based upon target . AIs considered on schedule with minimal risks to meet expected completion date (ECD).
	Status depicted <b>RED</b> are task action items 59% or below compliant based upon the target. AI not on schedule with target. Imminent threat of not meeting goal or expected completion date (ECD).

### NOTES

1. **ALL Deacons** submit monthly reports to depict completion of action items and ministry activities to Team Leads.
2. **Team Leaders** manage monthly report submission. Forward copy to the designated OPS Deacons on each team.
3. **OPS Deacon Rep.** compile quarterly data on the approved Diaconate Dashboards. Submit to Leadership Team.
4. **Leadership Team** analyze data. Establish areas of training emphasis, risks, and concerns. Discuss with Chairman.
5. **Diaconate Chairman** or representative approve FINAL submission to the Church for annual Strategic updates.



# Diaconate Status Update - Worship

Transform Lives Through Jesus Christ

## 1.0 WORSHIP








Action Item (AI)	Criteria Status Update	Actual %	Target %	Status	Frequency	POC
<b>1.1. Worship Council</b>	Deacons support to Cathedral Choirs	30	50		Monthly	
	Number of Deacon <b>15</b> divided by Total assigned 50					
<b>1.2. External Worship in Community</b>	Deacons support to External Worship (i.e. Prisons, H4H)	50	50		Quarterly	
	Number of Deacon <b>25</b> divided by Total assigned 50					
<b>1.3. Kingdom Council</b>	Deacons support to support Kingdom Council	50	50		Annual	
	Number of Deacon <b>25</b> divided by Total assigned 50					
<b>1.4. Foot-washing</b>	Deacons support to support Foot-washing Ceremony	60	75		Annual	
	Number of Deacon <b>30</b> divided by Total assigned 50					
<b>1.5 Communion Service</b>	Deacons support to Communion Service	60	75		Monthly	
	Number of Deacon <b>30</b> divided by Total assigned 50					
<b>Worship Overall Status</b>	83% AI Compliant IAW Actual ÷ Target	50	60			



# Diaconate Status Update - Evangelism

Transform Lives Through Jesus Christ

## 2.0 EVANGELISM








Action Item (AI)	Criteria Status Update	Actual %	Target %	Status	Frequency	POC
<b>2.1. Number of people evangelized</b>	Deacons support to Church Evangelism Efforts	25	25		Quarterly	
	Number evangelized <b>07</b> divided by Total efforts 28					
<b>2.2. Number of people Joined</b>	Deacons support to Community Care Council	20	50		Quarterly	
	Number of Deacon <b>10</b> divided by Total assigned 50					
<b>2.3. Food Pantry and Boutique</b>	Deacons support to Mobile Food Pantry and boutique	20	25		Monthly	
	Number of Deacon <b>10</b> divided by Total assigned 50					
<b>2.4. Helps Council</b>	Deacons regular support to council activities	10	25		Monthly	
	Number of Deacon <b>05</b> divided by Total assigned 50					
<b>2.5. Van Ministry</b>	Deacons licensed to support Van Ministry	10	25		Monthly	
	Number of Deacon <b>05</b> divided by Total assigned 50					
<b>2.6. Community Care Council</b>	Deacons support to Community Care Council	20	25		Monthly	
	Number of Deacon <b>10</b> divided by Total assigned 50					
<b>Evangelism Overall Status</b>	60.3% AI Compliant IAW Actual ÷ Target	17.5	29			



# Diaconate Status Update - Discipleship

Transform Lives Through Jesus Christ

## 3.0 DISCIPLESHIP

Action Item (AI)	Criteria Status Update	Actual %	Target %	Status	Frequency	POC
<b>3.1. Care Group Members</b>	Deacons involved with a Care Group	60	75		Monthly	
	Number of Deacon <b>30</b> divided by Total assigned 50					
<b>3.2. Sunday School</b>	Deacons attending Sunday School	60	75		Monthly	
	Number of Deacon <b>30</b> divided by Total assigned 50					
<b>3.3. Celebrate Recovery</b>	Deacons support to Celebrate Recovery	10	25		Quarterly	
	Number of Deacon <b>05</b> divided by Total assigned 50					
<b>3.4. Senior Visitation</b>	Deacons support to Seniors of the church	20	25		Monthly	
	Number of Deacon <b>10</b> divided by Total assigned 50					
<b>3.5. Pastoral Care</b>	Deacons support to Pastoral Care	10	10		Monthly	
	Number of Deacon <b>05</b> divided by Total assigned 50					
<b>3.6. Children and Youth Council</b>	Deacons support to CYC, Children's Church	10	25		Monthly	
	Number of Deacon <b>05</b> divided by Total assigned 50					
<b>Discipleship Overall Status</b>	68.2% AI Compliant IAW Actual ÷ Target	26.6	39			



# Diaconate Status Update - Stewardship









Transform Lives Through Jesus Christ

## 4.0 STEWARDSHIP

Action Item (AI)	Criteria Status Update	Actual %	Target %	Status	Frequency	POC
4.1. Tithing	Deacons support to Tithes	100	100		Annual	
	Number of Deacon <b>53</b> divided by Total assigned 53				Monthly	
4.2. Legacy 20/20	Deacons support to Legacy initiative	100	100		Monthly	
	Number of Deacon <b>xx</b> divided by Total assigned 50					
4.3. Diaconate Dues	Deacons support to financial commitments	100	100		Annual	
	Number of Deacon <b>53</b> divided by Total assigned 53					
4.4. Deacon Training Results	Deacons completion of annual training requirements	28	100		Annual	
	Number of Deacon <b>14</b> divided by Total assigned 50					
4.5. Finance Operations	Deacons trained to support financial operation	50	50		Monthly	
	Number of Deacon <b>25</b> divided by Total assigned 50					
4.6. Service to Church	Deacons support to maintenance of the cathedral	80	75		Monthly	
	Number of Deacon <b>40</b> divided by Total assigned 50					
Stewardship Overall Status	87.2% AI Compliant IAW Actual ÷ Target	76.3	87.5			



## EXECUTIVE SUMMARY OF DIACONATE DASHBOARD

	<b>BLACK</b> status 100% compliant totals	02
	<b>GREEN</b> status 80 - 99% compliant based upon target totals	11
	<b>AMBER</b> status 60 - 79% compliant based upon target totals	02
	<b>RED</b> status 59% or below compliant based upon the target totals	08
<u>W</u> orship AI status consist of 04 GREEN; 01 RED = <b>83%</b>		
<u>E</u> vangelism AI status consist of 03 GREEN; 03 RED = <b>60.3%</b>		
<u>D</u> iscipleship AI status consist of 01 GREEN; 03 AMBER; 03 RED = <b>68.2%</b>		
<u>S</u> tewardship AI status consist of 02 BLACK; 03 GREEN; 01 RED = <b>87.2 %</b>		
<b>OVERALL</b>	Total percentage of all action items, tasks, and procedures	74.7%

Data illustrated on dashboards are derived from monthly reports, auxiliary sign in rosters, or team assignment rosters.

# QUESTIONS



**Prepared by: Deacon A. Marc Campbell**

---

**NCCF Diaconate: *“Levites Epitomize Servant Leadership”***